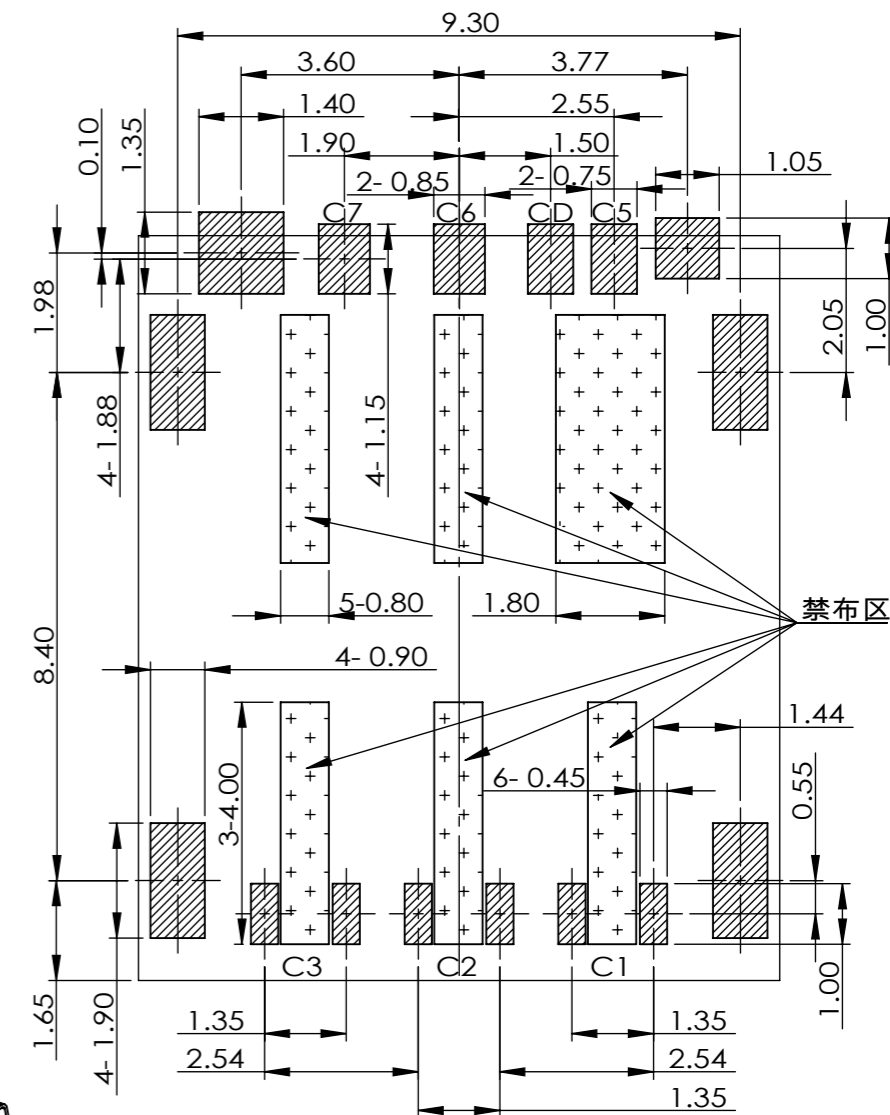
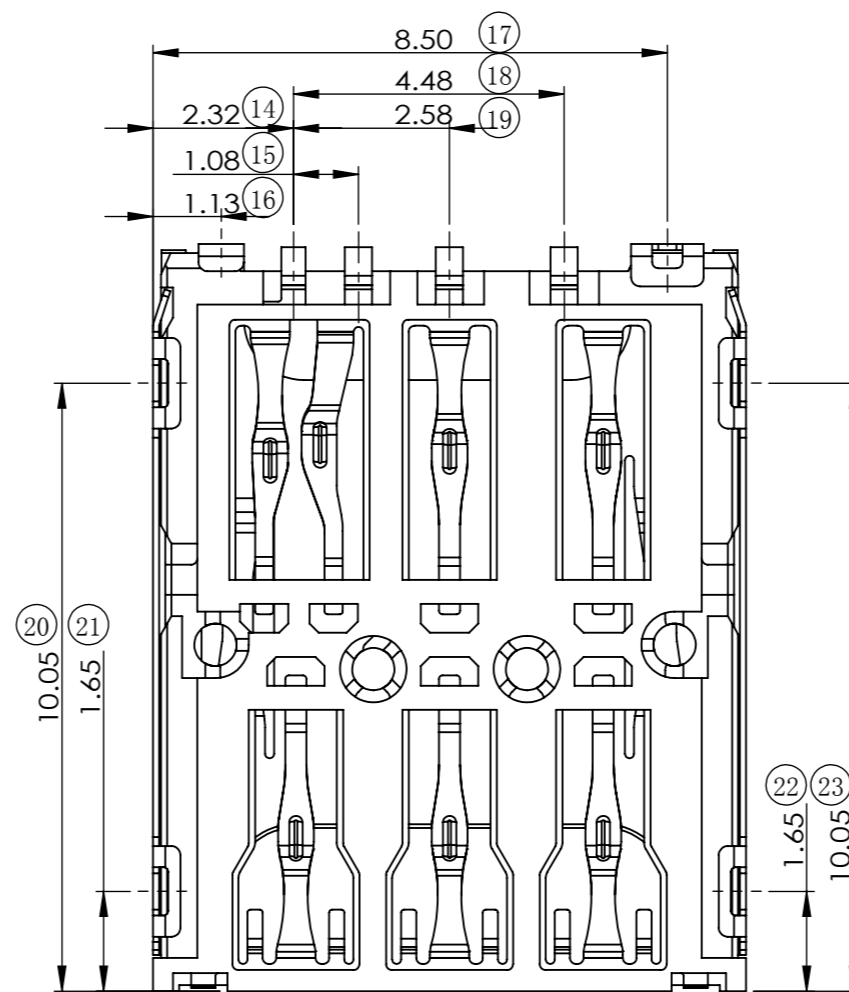
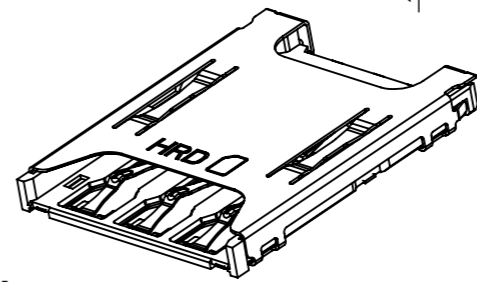


PIIN/NO.	ASSIGNMENT
C1	Vcc(SUPPLY VOLTAGE)
C2	RST(RESET SIGNAL)
C3	CLK (CLOCK SIGNAL)
CD	DETECT SEITCH
C5	GND
C6	Vpp (VARIABLE SUPPLY BOLTAGE)
C7	I/O (DATA INPUT/OUTPUT)



- NOTES:
- MATERIAL:
HOUSING: LCP-S475, BLACK, UL 94V-0
CONTACT: C5210-SH, T=0.08MM
SHELL: SUS304-3/4H, T=0.10MM
 - FINISH:
CONTACT: NI 50u"min PLATING OVER ALL,
Au ON THE CONTACT AREA
Au 1u" ON THE SOLDER AREA
SHELL: SELECTIVE GOLD FLASH IN SOLDER TAIL AREA
NI 50u"min PLATING OVER ALL
 - DURABILITY: 3000 CYCLES
 - SALT SPRAY 48H
 - GP PASSED ACCORD WITH RoHS STANDARD.
 - ALL DIMENSIONS MARKED ▼ MUST BE CONTROLLED BY QC.
 - ALL DIMENSIONS MARKED (XX) MUST BE CONTROLLED BY QC.



RECOMMENDED PCB LAYOUT
GENERAL TOLERANCE ±0.05

WHEN CARD IS WITHDRAWAL	WHEN CARD IS INSERTED
OPEN	SHORT
C5 ○ SW	C5 ○ SW

8. PART NO. S126-0B07 X 13A

F: Plating 1u" Min. at contact area;
A: Plating 5u" Min. at contact area;
B: Plating 10u" Min. at contact area;
C: Plating 15u" Min. at contact area;

REV.	ECN NO.	DESCRIPTION	DATE	REV.	FINISH:	SEE NOTE	UNITS:	GENERAL TOLERANCE	DRAW:	PART NO:
F	E1801019A	更新图面	01/11/2018	F	SEE NOTE		mm	X. ±0.20 .X ±0.15 .XX ±0.10 .XXX ±0.05	X. ±2.00 .X ±1.00 .XX ±0.50 .XXX ±0.10	S126-0B07X13A
E	E1709341A	新增电镀规格	09/28/2017	E			SCALE:		CHECKED:	NAME: 1.35H NANO SIM CARD CONN.
D	E1706186A	取消加弹高	07/03/2017	D			8/1		APPROVE:	DRAWING NO: C-S126-0000_F
							SHEET:	TITLE:		
							1/2	CUSTOMER-DRAWING		

